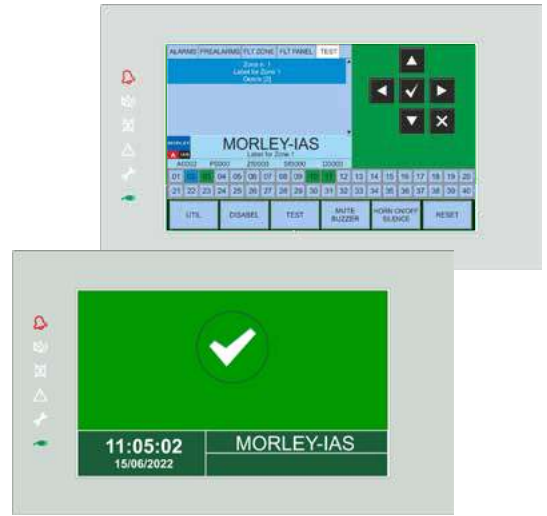


MORLEY-IAS MAX REPEATER

Morley-IAS Max MA-LCD7 is configurable to operate as a Repeater or Zonal Mimic with a sleek and modern design to suit most building aesthetics.

MA-LCD7 is compact, with a sleek, low profile modern design, which incorporates a 7 "TFT 256 colour touchscreen display. Utilising Morley-IAS Max's intuitive tabs and navigational user interface (UI). MA-LCD7 includes a unique colour coding system to increase users' situational awareness of events and alarms.

MA-LCD7 is programmable to operate as an active Repeater, or as a Virtual Zonal Mimic - providing 80 Virtual Zones to display a user definable range from 1-1120.



FEATURES AND BENEFITS



MODERN DESIGN WITH EASY INSTALLATION

MA-LCD7 has been designed to suit most modern building aesthetics. Its sleek and compact design will complement modern furnishings. MA-LCD7 is equipped with an Easy Fix wall plate, which allows quick and simple installation with minimum disruption to walls. MA-LCD7's Easy Fix plate is also suitable for most standard electrical single and double backboxes.



NETWORK VIEW & CONTROL

When programmed as a Repeater, the MA-LCD7 will display all network information regardless of the panel it is connected to. Control functionality up to Level 2 access, which includes Mute Buzzer, Silence/Resound and Reset, Network Event History View and Retrieval. When programmed to operate as a Zonal Mimic, global zone reporting from across the network can be displayed.



SINGLE HARDWARE, DUAL FUNCTIONALITY

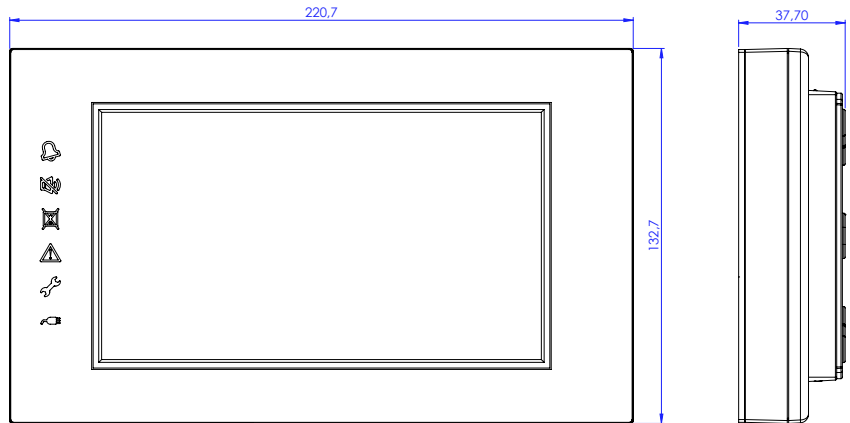
MA-LCD7 Repeaters can be programmed to work as either an active Repeater or a Zonal Mimic. When programmed as a Repeater, it will display network wide events with control and view functionality. When programmed as a Zonal Mimic, it will display up to 80 Virtual Zones, which can be user defined. Users can select the zone range from 1-1120.

Morley-IAS Max Repeaters Technical Specifications

MECHANICAL SPECIFICATIONS

Length: 220.7mm
 Width: 37.7mm*
 Height: 132.7mm
 Weight: 500g
 RAL: Plastic Body (RAL9002), Gloss
 Frame (RAL7035)
 Terminals: Max Wire gauge for terminals:
 0.5mm² to 2.5mm²
 Mounting options: Surface (with/without
 flush or surface standard electrical
 backbox – not included)

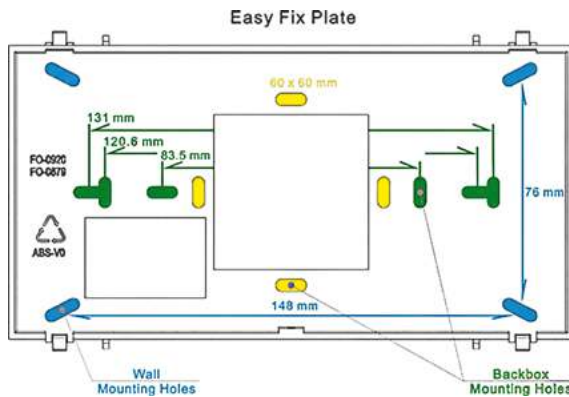
*Dimensions (Including Easy Fix plate)



The Easy Fix plate provides a surface and mounting on most standard double and single electrical backboxes. Cable entry is via the large port at the centre of the plate.

ELECTRICAL SPECIFICATIONS

Operating voltage: 11/30Vdc
 Quiescent Current: 73mA at 24Vdc
 Alarm Current: 130.6mA at 24Vdc
 Communication Medium:
 RS485 2-wire serial link
 USB port: Type A



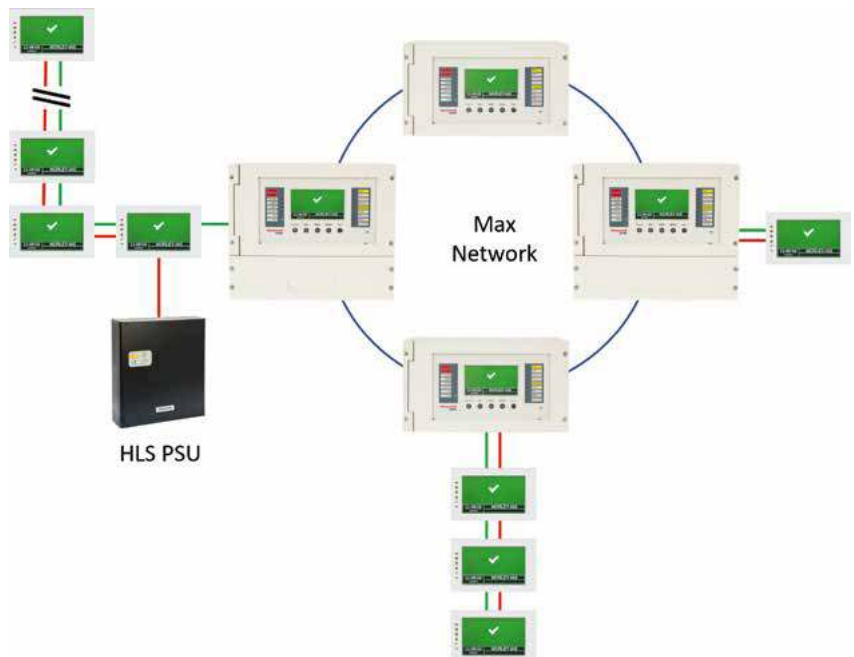
ENVIRONMENTAL SPECIFICATIONS

Operating temperature range:
 -5°C to +50°C
 Storage temperature range:
 -10°C to +60°C
 Humidity: 95% (non-condensing)
 Panel Sealing: IP30

CONNECTIVITY

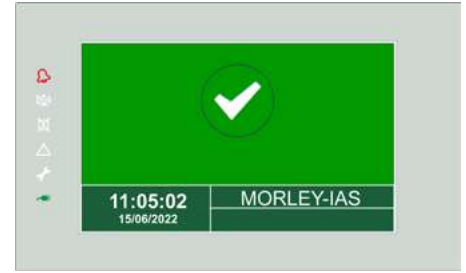
Up to 16 MA-LCD7 Repeaters/Mimics can be connected to each Morley-IAS Max control panel via the Max panel's built in RS485 dedicated serial port. Repeaters and Mimics can both be supported simultaneously on a single serial line. Power to each MA-LCD7 can be supplied via the 24-volt auxiliary supply included in the Morley-IAS Max control panel (up to 1 ampere). External Power Supply Units (PSU's) can be used to support additional Repeaters and Mimics. Recommended: HLSPS50 or HLSPS25.

Each MA-LCD7 is addressed and monitored by the Morley-IAS Max control panel.



MA-LCD7 - Repeater

The MA-LCD7 programmed as a Repeater, displays panel and network events and alarms. Similar to the Max control panel's user interface, the Repeater displays global alarms, pre-alarms, zone faults, system faults, test mode and zone disablements. The intuitive tab system allows users to view and easily navigate events for each type. Three menu options (Utility, Disablement, and Test) help to facilitate the display of local or network disablements, active tests, historical events, device, and zone statuses. An onboard USB port allows users to download the network historical log (up to 10,000 events) and upgrade Repeater firmware. Three virtual control buttons provide global network control for the Mute Buzzer, Silence/Resound and Reset. 40 Virtual Zones will display network zone statuses, with different colour coding: Fire/Alarm, Pre-Alarm, Fault, Disablement, Test, Active (Healthy) and Unused.



FEATURES

- 7" colour touchscreen display
- Internal buzzer
- Virtual control buttons: Mute Buzzer, Silence/Resound and Reset
- 2 access levels
- 40 Virtual Zonal indicators with 7 colour-coded statuses
- Event Tabs: Alarms, Pre-Alarms, Fault Zone, Fault Panel and Test
- Displays network events
- 6 Physical LED indicators: Fire/Alarm, Sounders Silenced, Disablement, Fault, Zone Test and Local Power Status
- Easy Fix plate for fast surface and electrical box installation
- USB port for event download. Download network historical events (up to 10,000 events)
- Language selection defined by Morley-IAS Max control panel
- Touch Screen recalibration
- Firmware update option via USB
- View device, module and zone statuses
- Addressable from 1-16
- Display and filter active and historical events
- Local LED, LCD and Buzzer Test


COLOUR CODING STATUSES

The Repeat panel utilises Morley-IAS Max's unique colour-coded backgrounds and Virtual Zonal Indicators, which increases users' situational awareness of events and alarms. This provides, at a glance, the event type and location. The MA-LCD7 Repeater provides 4 colour-coded backgrounds, which change based on the event and its priority. 7 colour-coded Virtual Zonal Indicators across all 40 zones display on-screen, indicating the status of each zone.

VIRTUAL ZONE INDICATOR COLOURS

- RED** – Zone in Fire/Alarm
- AMBER** – Zone in Pre-Alarm
- YELLOW** – Zone in Fault
- GREY** – Zone Disabled
- DARK BLUE** – Zone in Test Mode
- LIGHT BLUE** – Zone Unused (no devices assigned to zone)
- GREEN** – Zone in Use and Healthy

FIRE/ALARM



FAULT



PRE-ALARM



HEALTHY



1	2	3	4	5	6	7	8	9	10
11	12	13	14	15	16	17	18	19	20
21	22	23	24	25	26	27	28	29	30
31	32	33	34	35	36	37	38	39	40
41	42	43	44	45	46	47	48	49	50
51	52	53	54	55	56	57	58	59	60
61	62	63	64	65	66	67	68	69	70
71	72	73	74	75	76	77	78	79	80

MA-LCD7 - Zonal Mimic

Programmed as a Virtual Zonal Mimic, MA-LCD7 will display a maximum of 80 Virtual Zones. The Virtual Zone range can also be selected by the user. Similar to the Max control panel's Zonal Indicators, the Zonal Mimic displays global zonal statuses using a colour coding system. Seven different colours are used to display network zone statuses in Fire/Alarm, Pre-Alarm, Fault, Disablement, Test, Active (Healthy) and Unused. Each zone is also selectable via the touch screen, which allows users to view the configured Zone Label. Only one menu option (Utility) is selectable to facilitate the display or download historical events and other local options. 'Legend' will display the colour coding reference for each zone. The onboard USB port allows users to download the network historical log (up to 10,000 events) and upgrade Zonal Mimic firmware. The Zonal Mimic will not include virtual control buttons.

FEATURES

- 7" colour touchscreen display
- Internal buzzer
- 1 access level for Utility Menu
- 80 Virtual Zonal indicators with 7 colour-coded statuses
- Selectable zones to view zone label and event details
- Displays network zones
- 6 physical LED indicators: Fire/Alarm, Sounders Silenced, Disablement, Fault, Zone Test and Local Power Status
- Easy Fix plate for fast surface and electrical box installation
- USB port for event download. Download network historical events (up to 10,000 events)
- Legend for Zone colour status
- Touch Screen recalibration
- Firmware update option via USB
- Addressable from 1-16
- Display and filter active and historical events
- Local LED, LCD and Buzzer Test

When the zone is selected via the touchscreen display, the Zone label including event information is displayed. Zone colour also changes to 1 of the 7 event colour indicators.



COLOUR CODING STATUSES

The Mimic utilises Morley-IAS Max's unique colour-coded Virtual Zonal Indicators, which increases users' situational awareness of events and alarms. This provides, at a glance, the event type and location. The MA-LCD7 Mimic provides 7 colour-coded Virtual Zonal Indicators across all 80 zones, with the on-screen display indicating the status of each zone. Each zone is selectable and will display the Zone Label and details of the event or alarm.

VIRTUAL ZONE INDICATOR COLOURS

- RED** – Zone in Fire/Alarm
- AMBER** – Zone in Pre-Alarm
- YELLOW** – Zone in Fault
- GREY** – Zone Disabled
- DARK BLUE** – Zone in Test Mode
- LIGHT BLUE** – Zone Unused (no devices assigned to zone)
- GREEN** - Zone in Use and Healthy

DISABLEMENT



TEST



FIRE/ALARM



FAULT



PRE-ALARM



HEALTHY



MAx Fire Alarm Panels Firmware upgrade

The MA-LCD7 Repeater firmware can be upgraded at any time via the onboard USB port. A USB flash drive greater than 500MB must be preloaded with the firmware '.UPG file'.

Firmware for the MA-LCD7 is available to download from the Morley-IAS Max technical webpage:

<https://buildings.honeywell.com/gb/en/lp/morleymaxtech>

Alternatively, scan the below QR code:



The USB flash drive is plugged into the USB port located at the bottom of the MA-LCD7. Users must enter the 'Utility Menu' and select the 'Firmware Upgrade' option. The MA-LCD7 will install the new firmware and then power down for a few seconds before restarting with the updated firmware.

PART NUMBER	DESCRIPTION
MA-LCD7	Max Repeater/Zonal Mimic with 7" colour touch display. Includes Easy Fix plate

